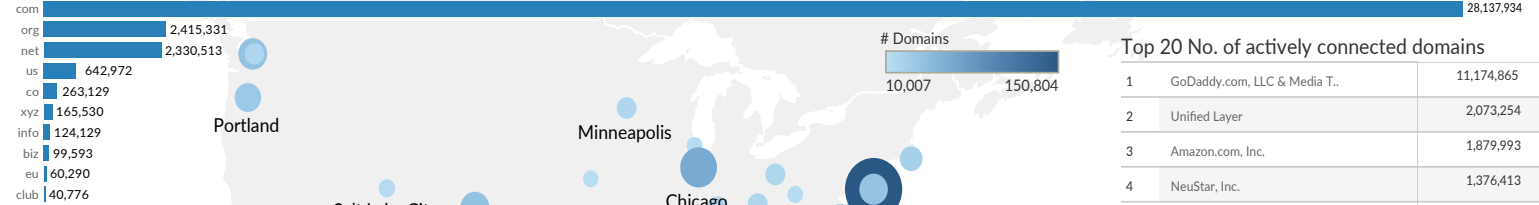
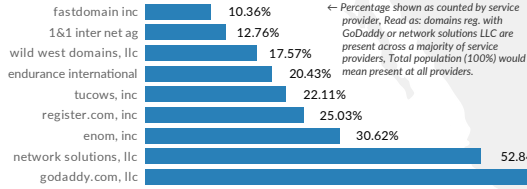


Market Overview

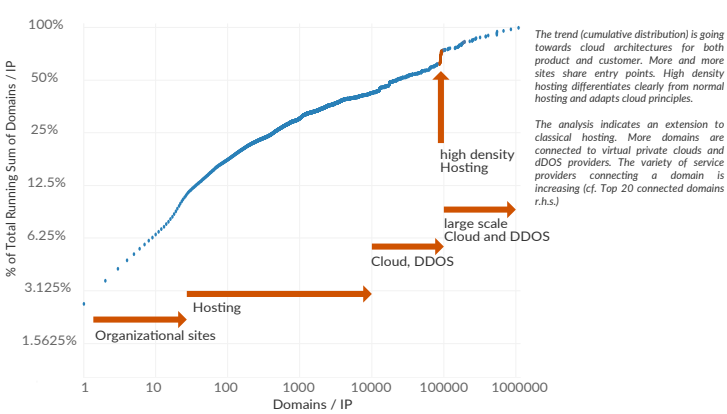
Favorite TLDs



Providers' favorite registrar



Package density of domains per IPv4



Rank	Provider	Count
1	GoDaddy.com, LLC & Media T.	11,174,865
2	Unified Layer	2,073,254
3	Amazon.com, Inc.	1,879,993
4	NeuStar, Inc.	1,376,413
5	Dosarrest Internet Security LTD	1,172,984
6	CyrusOne LLC	948,549
7	1&1 Internet SE	938,027
8	The Endurance International G.	927,373
9	Rightside Group LTD	840,144
10	CloudFlare, Inc.	705,864
11	Namecheap, Inc.	635,582
12	Squarespace, Inc.	592,017
13	Defense.Net, Inc	507,016
14	Google Inc.	498,440
15	Weebly, Inc.	494,642
16	Automatic, Inc	485,097
17	New Dream Network, LLC	483,333
18	Confluence Networks Inc	364,450
19	Rackspace Hosting	363,938
20	Soft Layer Technologies Inc.	315,354
Grand Total		26,777,335

3% Of hosted websites use a control panel like cPanel or Plesk. cPanel maintains double the marketshare than Plesk in our research.

25% Of all websites fight SPAM using a SPF record. Most users of unified messaging solutions have turned on SPF protection due to wizards and automated tests.

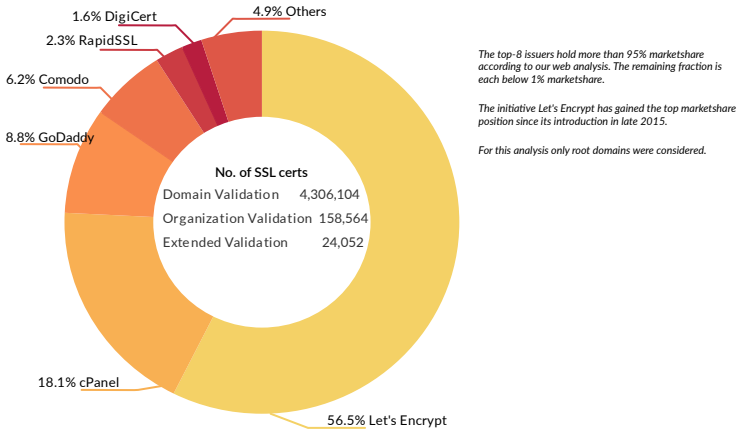
37% Of all websites obfuscate the webserver technology. Challenger NGINX is already at 17%, and mature Microsoft IIS makes up 23% marketshare.

50% Of all ecommerce businesses support UPS and US postal for delivery. Moreover, 38% offer shipment by FedEx, followed by DHL with 12%.

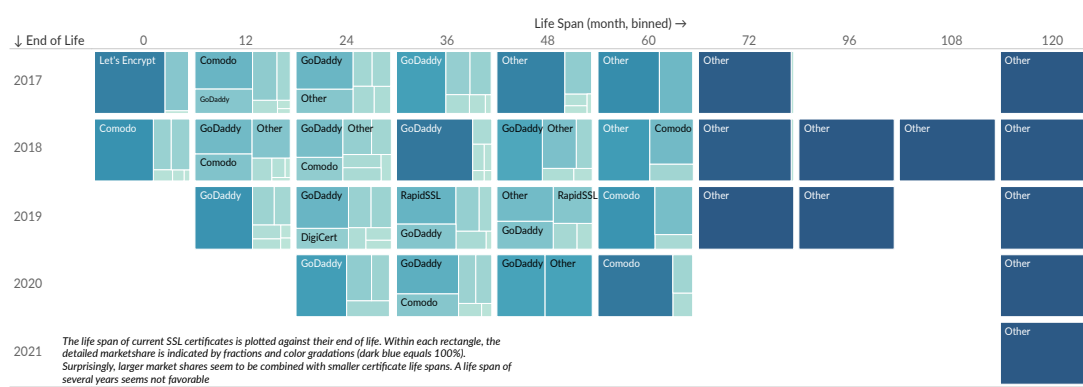
94% Of all ecommerce businesses implemented Paypal as payment provider whereby 4% support Stripe and around 1% each for Western-Union and AdYen (Payment providers were detectable for 42% of identified ecommerce websites).

99% Of all domains have yet not published an IPv6 record.

SSL Certificates



SSL life span



Top 20 No. of actively connected domains

Rank	Provider	Count
1	GoDaddy.com, LLC & Media T.	11,174,865
2	Unified Layer	2,073,254
3	Amazon.com, Inc.	1,879,993
4	NeuStar, Inc.	1,376,413
5	Dosarrest Internet Security LTD	1,172,984
6	CyrusOne LLC	948,549
7	1&1 Internet SE	938,027
8	The Endurance International G.	927,373
9	Rightside Group LTD	840,144
10	CloudFlare, Inc.	705,864
11	Namecheap, Inc.	635,582
12	Squarespace, Inc.	592,017
13	Defense.Net, Inc	507,016
14	Google Inc.	498,440
15	Weebly, Inc.	494,642
16	Automatic, Inc	485,097
17	New Dream Network, LLC	483,333
18	Confluence Networks Inc	364,450
19	Rackspace Hosting	363,938
20	Soft Layer Technologies Inc.	315,354
Grand Total		26,777,335

Top 10 email providers

Rank	Provider	Count
1	GoDaddy	9,644,835
2	Google GMail	2,229,487
3	eNom	1,387,131
4	Microsoft Office 365	895,191
5	1&1	869,657
6	Return Path Inc.	355,221
7	Yahoo	299,748
8	CSC Digital Brand Services	225,504
9	Network Solutions	221,729
10	Dreamhost	221,408

Top 10 Identified CMS and website builder

Rank	Provider	Count
1	WordPress	5,212,713
2	WIX	903,443
3	Weebly	565,167
4	Squarespace	565,064
5	GoDaddy Websitebuilder	487,677
6	Sitefinity	464,696
7	Joomla	226,001
8	Blogger	193,212
9	Drupal	141,354
10	Homestead SiteBuilder	102,688
Grand Total		9,393,860

Methodology

The analyzed dataset consisted of 36 Mil. domains and their corresponding metadata. The data was curated by dataprovider.com using freely available datasources like IP addresses and by analyzing the website content itself. Based on the curated dataset niologic.com analyzed over 100 different dimensions and compiled this report. Data from 08.2017.

We determined the originating county by looking at the language, lId, address details and hosting country. Domains without content are not taken into account.

Disclaimer: All data was curated and analyzed carefully. Due to the nature of the web changes might have occurred in the meantime. The data states a snapshot during constant evolution.

For more information visit our blogs at dataprovider.com & niologic.com